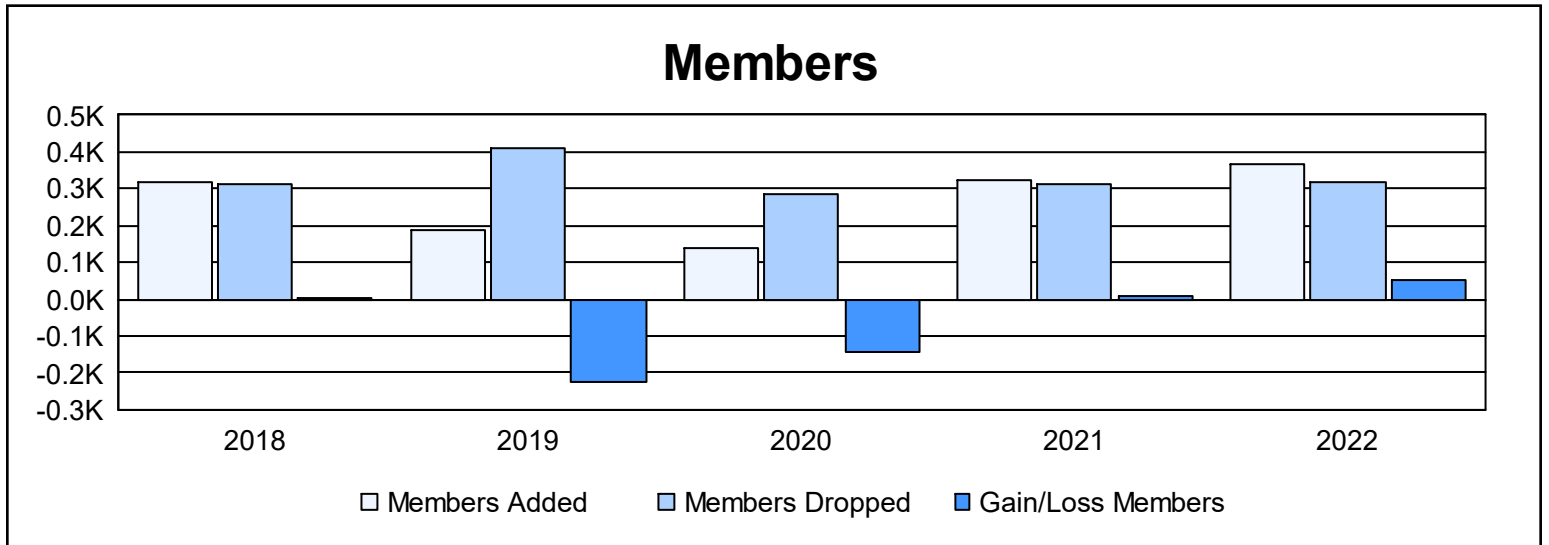
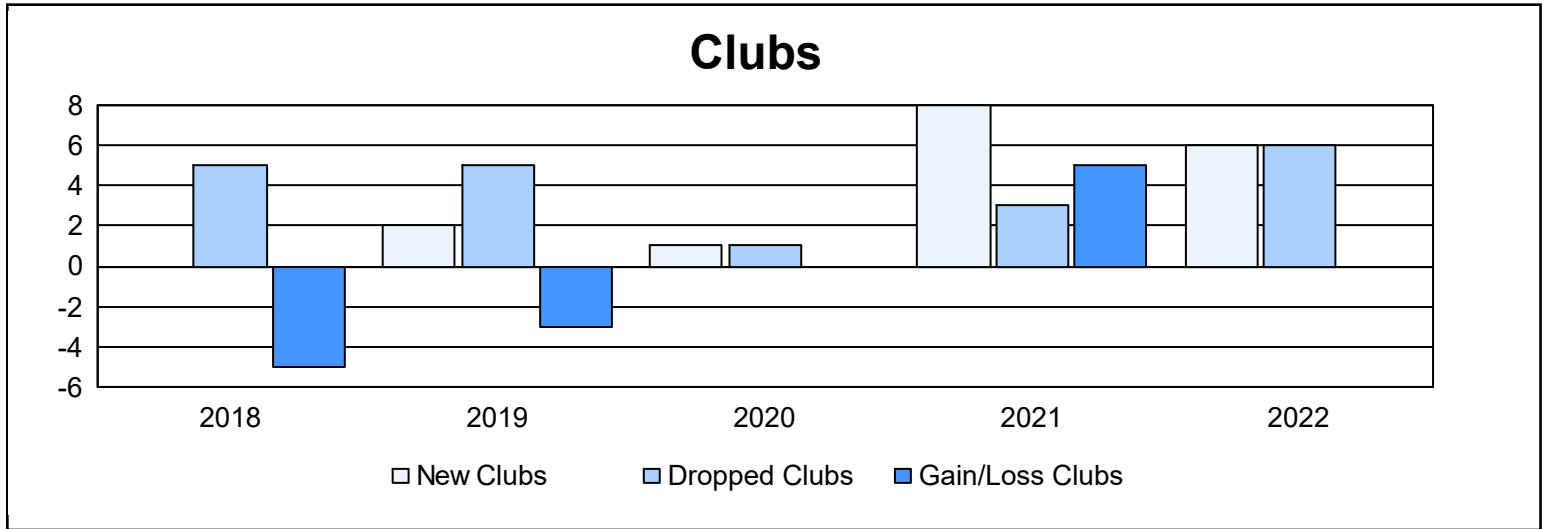
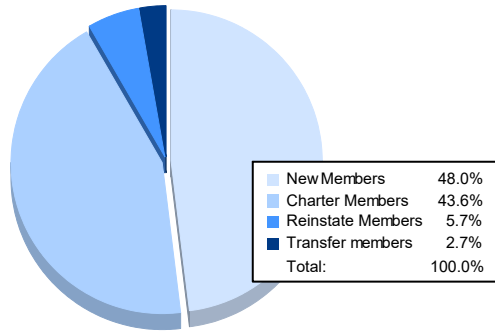


Year	New Clubs	Dropped Clubs	Gain/ Loss Clubs	New Members	Charter Members	Reinstate Members	Transfer Members	Total Member Added	Total Members Dropped	Gain/ Loss Members
2017-2018	0	5	-5	283	5	23	6	317	312	5
2018-2019	2	5	-3	123	41	14	7	185	410	-225
2019-2020	1	1	0	70	47	18	3	138	284	-146
2020-2021	8	3	5	104	205	13	3	325	314	11
2021-2022	6	6	0	176	160	21	10	367	316	51
<b>Average</b>	<b>3</b>	<b>4</b>	<b>-1</b>	<b>151</b>	<b>92</b>	<b>18</b>	<b>6</b>	<b>266</b>	<b>327</b>	<b>-61</b>



### Membership Composition June 2022 Cumulative



### Gender Composition June 2022 Cumulative

